



District Report Card: 2017


State: Arunachal Pradesh	District: West Siang
Class: 8	Subject: Mathematics
Schools: 45	Students: 867


Participation/Coverage


Students

<div>GENDER</div> <div></div>	Boys		Girls	
	Number	%	Number	%
	396	45.67	471	54.33

<div>AREA</div> <div></div>	Rural		Urban	
	Number	%	Number	%
	647	74.63	220	25.37

<div>CATEGORY</div> <div></div>	SC		ST		OBC		GEN	
	Number	%	Number	%	Number	%	Number	%
	34	3.92	709	81.78	14	1.61	110	12.69

<div>CWSN</div> <div></div>	LD	VI	HI	S&LD	ID	Oth
	2	5	2	0	2	4

<div>Management</div> <div></div>	Government		Government-aided	
	Number	%	Number	%
	800	92.27	67	7.73

Average Performance of Students in Mathematics (%)

Overall	Gender		Area		Management		Social Group			
	Male	Female	Rural	Urban	Govt.	Aided	SC	ST	OBC	GEN
33.42	33.43	33.40	34.66	29.76	32.65	42.59	30.39	33.97	31.90	30.97

Performance on Learning Outcomes (LOs)

Learning Outcomes	Description	Average Performance(%)
M601	Solves problems involving large numbers by applying appropriate operations	29.47
M606	Solves problems on daily life situations involving addition and subtraction of fractions / decimals	32.02
M620	Finds out the perimeter and area of rectangular objects in the surroundings like floor of the class room, surfaces of a chalk box etc.	27.50
M621	Arranges given/collected information in the form of table, pictograph and bar graph and interprets them	25.06
M702	Interprets the division and multiplication of fractions	31.37
M705	Solves problems related to daily life situations involving rational numbers	31.72
M706	Uses exponential form of numbers to simplify problems involving multiplication and division of large numbers	24.77
M707	Adds/subtracts algebraic expressions	39.79
M710	Solves problems related to conversion of percentage to fraction and decimal and vice versa	18.81
M717	Finds out approximate area of closed shapes by using unit square grid/graph sheet	30.16
M719	Finds various representative values for simple data from her/his daily life contexts like mean, median and mode	44.53
M721	Interprets data using bar graph	47.48
M801	Generalizes properties of addition, subtraction, multiplication and division of rational numbers through patterns	28.21
M802	Finds rational numbers between two given rational numbers	38.76
M803	Proves divisibility rules of 2, 3, 4, 5, 6, 9 and 11	42.69
M804	Finds squares, cubes, square roots and cube roots of numbers using different methods	31.42
M808	Uses various algebraic identities in solving problems of daily life	38.30
M812	Verifies properties of parallelogram and establishes the relationship between them through reasoning	24.81
M818	Finds surface area and volume of cuboidal and cylindrical object	33.94
M819	Draws and interprets bar charts and pie charts	42.56

Range of Performance of Students who Answered Correctly							
Below 30%		30% - 50%		50% - 75%		Above 75%	
Number	%	Number	%	Number	%	Number	%
373	43.02	381	43.94	109	12.57	4	0.46

Lowest Performing Learning Outcomes (LOs)

- 1 - Solves problems related to conversion of percentage to fraction and decimal and vice versa (18.81)
- 2 - Uses exponential form of numbers to simplify problems involving multiplication and division of large numbers (24.77)
- 3 - Verifies properties of parallelogram and establishes the relationship between them through reasoning (24.81)

4 - Arranges given/collected information in the form of table, pictograph and bar graph and interprets them (25.06)

5 - Finds out the perimeter and area of rectangular objects in the surroundings like floor of the class room, surfaces of a chalk box etc. (27.50)